

SLOTTED CHANNELS **NEW**

SLOTTED CHANNELS for design-sensitive applications.



**Killesberghöhe in Stuttgart,
Germany**



SLOTTED CHANNELS

SLOTTED CHANNELS for design-sensitive applications.

1 Requirements

For the drainage of areas with architectural demands

- the surface drainage has to be discreetly hidden
- processing of all standard surface layers and stone slabs should be possible
- the surface water needs to be drained reliably

2 Application areas

- for areas and facades with high optical demands
- especially in public and commercial areas

3 Solutions

Therefore SLOTTED CHANNELS are suitable for the drainage of areas with architectural demands:

- only with the visible slot (narrow line) on the surface the clear elegance and significance is reached
- for all common surface layers and even asphalt
- allows to design a project in an uniform design
- functional requirements are completely met
- easy access to channel run through access cover
- slotted gratings made of galvanised or stainless steel



Shopping center Atoll Angers Beaucouzé, France



Office building in Müllheim, Germany




Phoenix Sea in Dortmund, Germany



Kocherquartier, Schwäbisch Hall, Germany



Town hall square in Esch-sur-Alzette, France



Office building in Warsaw, Poland

RECYFIX®
PRO

RECYFIX®
PLUS

RECYFIX®
STANDARD

Facade Drainage

SLOTTED
CHANNELS

RECYFIX® POINT
FASERFIX® POINT

RECYFIX®
GREEN

LINEFIX

TOP X

YOUR BENEFITS WITH SLOTTED CHANNELS

DIVERSE AND VARIABLE SOLUTIONS

- channels and covers can be combined in various ways
- slot covers made of galvanised or stainless steel (several stainless steel qualities)
- individual slot covers with numerous neck heights for different load classes
- a duo slotted cover with 2 x 6 mm slot width for class C 250
- many channel systems, also with built-in fall, can be used
- the channel bodies of the **FASERFIX** KS and **RECYFIX** PRO systems offer
 - optimised water inlet into the channel body
 - locking option if required

= DESIGN FLEXIBILITY



SEPARATE END CAP FOR SLOTTED COVER

- prevents bedding material from trickling into the channel
- freely positionable if required

= PERFORMANCE ASSURED



HIGH COVER STABILITY

- constructive reinforcements under the cover and the thickness of the material ensure a high quality → perfect balance between weight and stability
- class E 600: material thickness 4 mm
- extremely dimensionally stable → slot on the surface resistant to mechanical influences
- surface water is reliably drained
- the use of pure materials guarantees corrosion protection and the recyclability of the individual components

= LONGEVITY / PERFORMANCE ASSURED



ATTRACTIVE DRAINAGE SOLUTION

- sophisticated drainage line blends harmoniously into the architecture of the site - slot widths 10 - 18 mm for classes A 15, C 250, D 400 and E 600

= UNIQUENESS



HIGH-LEVEL FUNCTIONALITY AND EASY INSTALLATION

- easy handling and installation
- removable access covers → quick access to the channel run for maintenance and cleaning
- integrated tongue and groove connection of the channels **and** covers - simple installation without complicated alignment
- permanently straight slot without waviness or misalignment

= TIME & COST SAVINGS



CONNECTION POSSIBILITIES

- simple production of corner connections
- access covers, can be positioned as required, fit on channels and trash boxes
- access covers with pavalable cover - all common surfaces and stone slabs possible

= DESIGN FLEXIBILITY



UNIQUE CONNECTION TECHNOLOGY

- interlocking connection at the joints of the cover (push connector)
 - ideal connection for aligned installation
 - prevents bedding material from trickling into the channel
- high stability through additional strengthening of the neck in the joint area
- compensation of installation tolerances and material expansion with push connector
- removable, e.g. to be able to attach end caps


= PERFORMANCE ASSURED / TIME & COST SAVINGS



IDEAL FOR ...

design-sensitive applications, such as areas and facades with high optical demands especially in public and commercial areas.

NEW



SLOTTED CHANNELS

SLOTTED CHANNELS for design-sensitive applications.

World champion surface drainage for German football.

FASERFIX SLOTTED CHANNELS

DFB Football Museum in Dortmund with a modern drainage system. The impressive architecture shows that the theme of football is given a central place with this museum in the urban backdrop of Dortmund. The overall architectural concept of the architects of HPP Hentrich-Petschnigg & Partner placed high demands on the individual components in advance, also for the drainage technology installed. For this area, slotted channels were planned from the very beginning. Running underground, they integrate themselves into the overall visual impression.

The efficiency of this channel:

- FASERFIX STANDARD 150 Channels: stable and secure
- Slotted Cover:
 - Class D 400: ideally suited for high traffic loads
 - Material: galvanised steel
 - Optics blend harmoniously into the appearance of the area
- Trash boxes with visually unobtrusive inspection chambers for access to the channel run



**DFB Football Museum
in Dortmund, Germany**



RECYFIX® PRO
RECYFIX® PLUS
RECYFIX® STANDARD
Facade Drainage
SLOTTED CHANNELS
RECYFIX® POINT FASERFIX® POINT
RECYFIX® GREEN
LINEFIX
TOP X

SLOTTED CHANNELS

SLOTTED CHANNELS for design-sensitive applications.

SLOTTED CHANNELS meet the requirements of DIN EN 1433 and are suitable for the following load categories:



Category A 15, Load class 15 kN

Trafficked areas, which are exclusively used by pedestrians and cyclists



Category B 125, Load class 125 kN

Sidewalks, pedestrian areas and comparable areas, car parks or car parking decks



Category C 250, Load class 250 kN

Sidewalk channel areas and untraveled side panels or similar



Category D 400, Load class 400 kN

Carriageways of roads (including pedestrian streets), sideways of roads and parking areas that are passable for all types of road vehicles.



Class E 600, Load class 600 kN

Surfaces exposed to heavy wheel loads, e. g. ports and docks

If in doubt, the higher category should be used.


Asymmetrical covers made of galvanised or stainless steel. With integrated push connector for precise slot guidance on the surface.



Channels made of PP or fibre-reinforced concrete in nominal sizes 100 and 150, with tongue and groove connection for exact installation



End caps with or without outlets



Easy opening of access cover by means of extraction bail



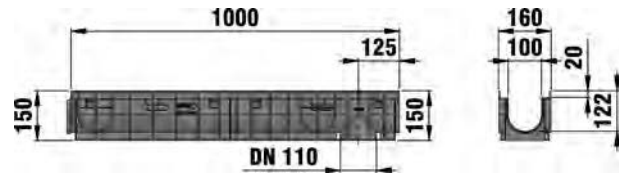

RECYFIX® PRO
RECYFIX® PLUS
RECYFIX® STANDARD
Facade Drainage
SLOTTED CHANNELS
RECYFIX® POINT FASERFIX® POINT
RECYFIX® GREEN
LINEFIX
TOP X

SLOTTED CHANNEL 100 **NEW**

Channels

RECYFIX®PRO 100

Type 01




	Length mm	Width mm	Height mm	Internal channel cross-sect. cm ²	Weight kg	Item No.
Type 01	1000	160	150	92	2,16	48600
Type 0105	500	160	150	92	1,02	48649
Type 010	1000	160	200	142	2,67	48642
Type 01005	500	160	200	142	1,34	48650
Type 020	1000	160	250	192	3,57	48620
Type 02005	500	160	250	192	1,79	48629
Type 75	1000	160	75	35	1,17	47030
Type 95	1000	160	95	55	1,57	47031

* Position of the opening to the bottom of the channel. 100 mm from the centre of the hole (DN/OD 110) to the end of the channel.

SLOTTED CHANNEL 100 **NEW**

Gratings

SLOTTED COVERS 100, neck height 105 mm, **class D 400***



Asymmetrical,
SW 10 mm



Extraction bail for
access covers (2
pieces required)

	Length mm	Width mm	Height mm	Intake cross-sect. cm ² /m	Weight kg	Item-No. galvanised	Item-No. stainless steel
Asymmetrical, SW 10 mm	1000	156	126	120	6,26	32792	32793
Asymmetrical, SW 10 mm	500	156	126	120	3,20	32794	32795
Asymmetrical, duo slot, SW 2 x 6 mm	1000	156	126	120	8,37	32956	32957
Asymmetrical, duo slot, SW 2 x 6 mm	500	156	126	120	4,22	32958	32959
Access cover asymmetrical, SW 10 mm	500	163	126	-	5,21	32810	32811
Access cover asymmetrical duo slot, SW 2 x 6 mm	500	163	125	-	6,79	32960	32961
End cap, closed	-	284	124	-	0,13	32838	32839
End cap, closed for duo slot	-	279	124	-	0,13	32844	32845
Extraction bail for access covers (2 pieces required)	-	396	150	-	0,77	740	-
Extraction bail for integrated access cover and for access cover with duo slotted cover (1 pair)	31	6	192	-	0,12	32850	-

The quality of stainless steel material corresponds to CNS 1.4301 or CNS 1.4307.

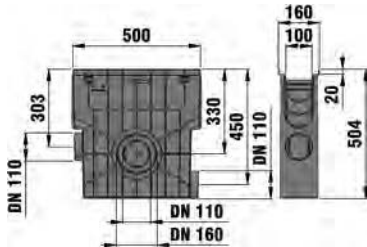
SLOTTED CHANNEL 100 **NEW**

Accessories

RECYFIX®PRO 100



Trash box with PE mud bucket



End cap closed for type 01



End cap made of PP with outlet DN/OD 110, type 01



Foul air trap for RECYFIX trash box 100



Foul air trap, vertical, DN/OD 110



Foul air trap set, vertical DN/OD 110 for RECYFIX 100



Mud bucket vertical made of modified composite for outlet DN/OD 110, black

	Length mm	Width mm	Height mm	Weight kg	Item No.
Trash box with PE mud bucket	500	160	504	4,38	48652
End cap closed for type 01	-	160	124	0,04	48681
End cap made of PP with outlet DN/OD 110, type 01	-	160	200	0,08	48691
End cap closed for type 010	-	160	176	0,05	47082
End cap made of PP with outlet DN/OD 110, type 010	-	160	201	0,11	47093
End cap made of PP, type 020	-	160	250	0,12	48683
End cap made of PP with outlet DN/OD 110, type 020	-	160	250	0,12	48695
End cap Type 75	-	160	61	0,03	47097
End cap Type 95	-	160	81	0,04	47098
Foul air trap for RECYFIX trash box 100	75	78	135	0,08	967
Foul air trap, vertical, DN/OD 110	-	187	181	0,56	40295
Foul air trap set, vertical DN/OD 110 for RECYFIX 100	-	-	203	0,44	40294
Foul air trap DN/OD 110, outside	-	-	-	0,37	961
Adaptor for DN/OD 75 to PVC-U pipe DN/OD 110	-	-	-	0,12	1193
Mud bucket vertical made of modified composite for outlet DN/OD 110, black	100	100	85	0,04	40293
Universal sealant/adhesive Siga-Meltell® 220 black**	-	-	-	0,97	19051
Tubular pistol for universal sealant/adhesive Siga-Meltell® 220 black**	-	-	-	1,30	6891
Holesaw, Ø 102 mm, with tool holder for a driller	-	-	-	0,60	980

RECYFIX®
PRO

RECYFIX®
PLUS

RECYFIX®
STANDARD

Facade Drainage

SLOTTED
CHANNELS

RECYFIX® POINT
FASERFIX® POINT

RECYFIX®
GREEN

LINEFIX

TOP X